

Trading Spaces: Collaborating with Community Members to Leverage a Library Renovation

Katy Kelly
Associate
Professor/Coordinator
of Marketing and
Engagement



University of
Dayton

Ione Damasco
Professor/Coordinator
of Cataloging

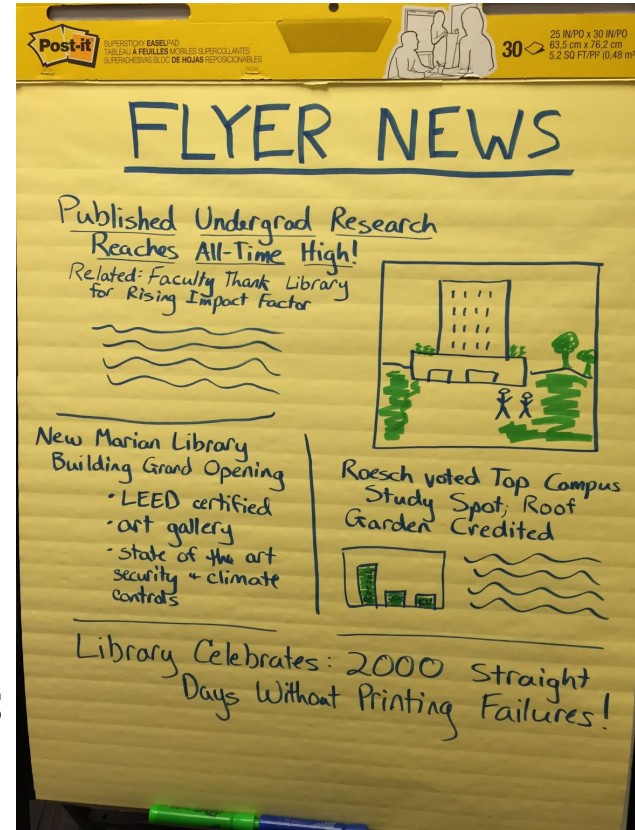
Roesch Refresh

- Full renovation of Roesch Library, floors 1 & 2 planned for 2018-2019
 - Minor cosmetic changes had been made previously
- Guided by new strategic plan completed in 2016



Leveraging the Renovation

- Steering Committee
- External input
 - Libraries Advisory Council
 - Think Group
 - Roesch Refresh charrette
- Internal input
 - Sessions with external consultants



Dot Voting & Furniture Petting Zoo



Space 1: Concourse D

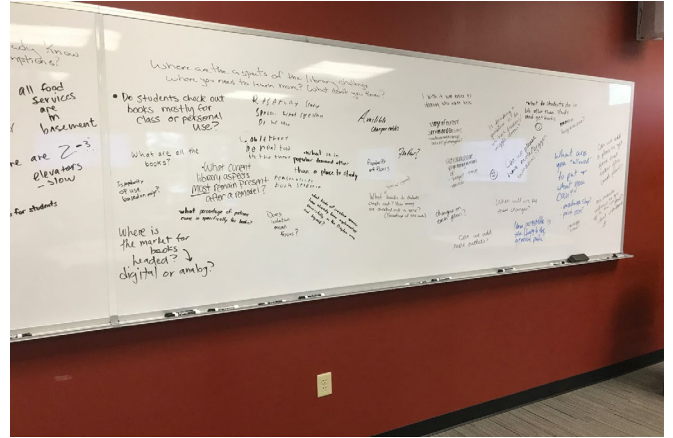
- Summer 2017
- IACT's
Collaboration
Accelerator
- “What is a library
without books?”



Photo by Adrienne Ausdenmoore



Site Visit



“A-ha” moments

- “What is your cutting board?”
- Library as a community center
- Patrons as creators

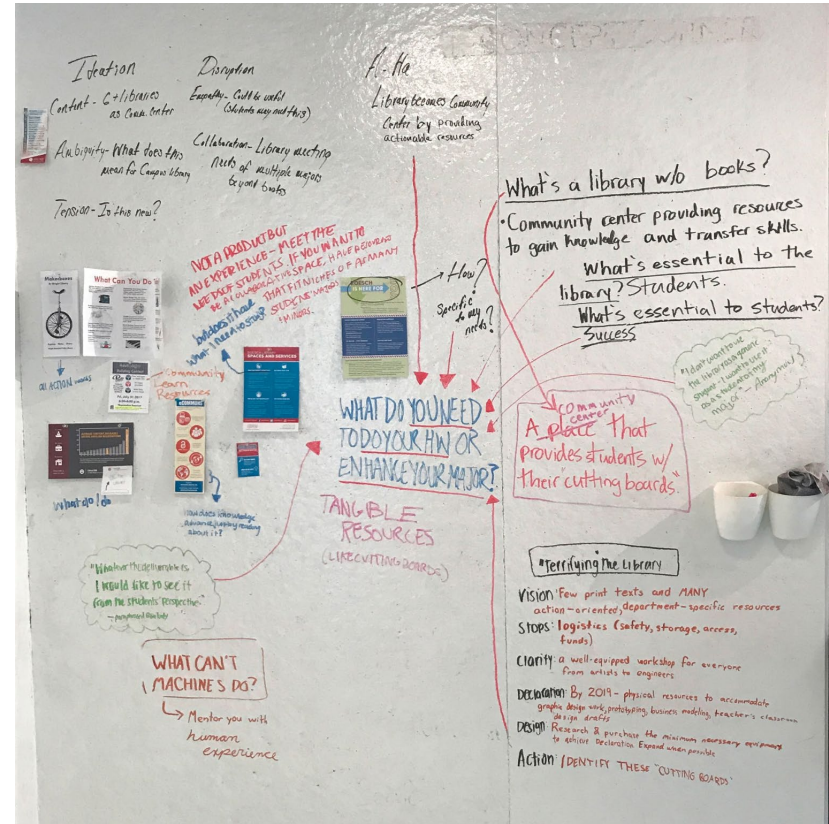


Photo by Adrienne Ausdenmoore



Concourse D: The Prototype



Fall 2017 Prototype “Departure Times”



Fall 2018 Amenities Survey

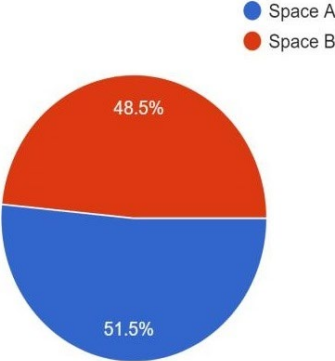
- Distributed via email to members of student organizations
- 10 groups selected at random to receive \$100
- Which space is preferable to your group?
- How many times in a semester would you use this space?
- Briefly describe a scenario in which you and your group would utilize this space that you chose from above
- Rank a selection of amenities



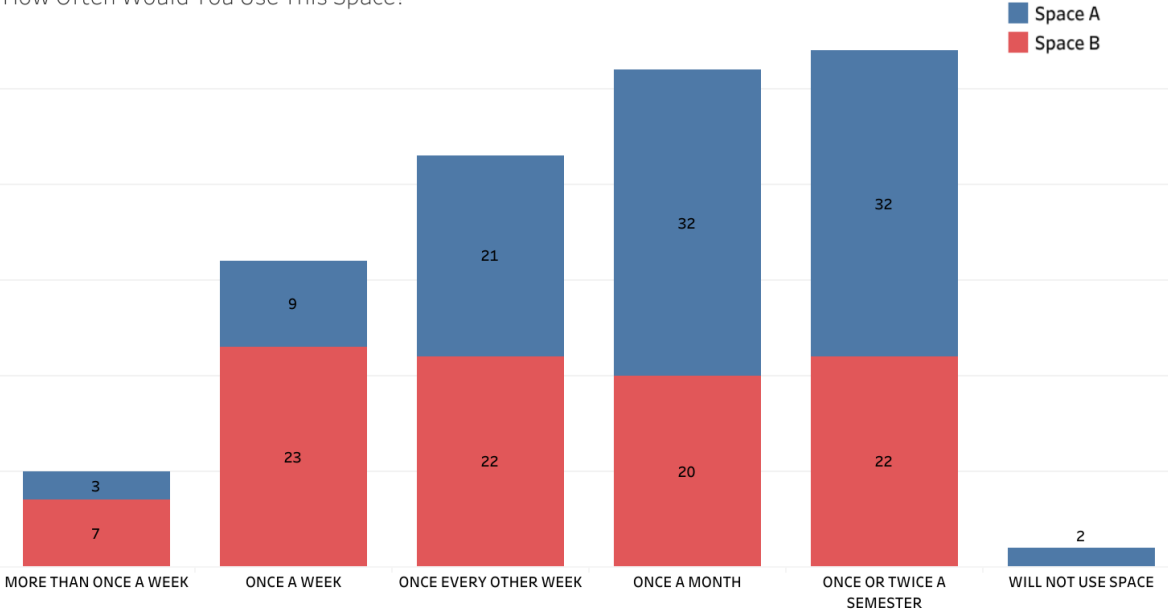
Amenities Survey Results

Which space is preferable to your group?

194 responses



How Often Would You Use This Space?





Today



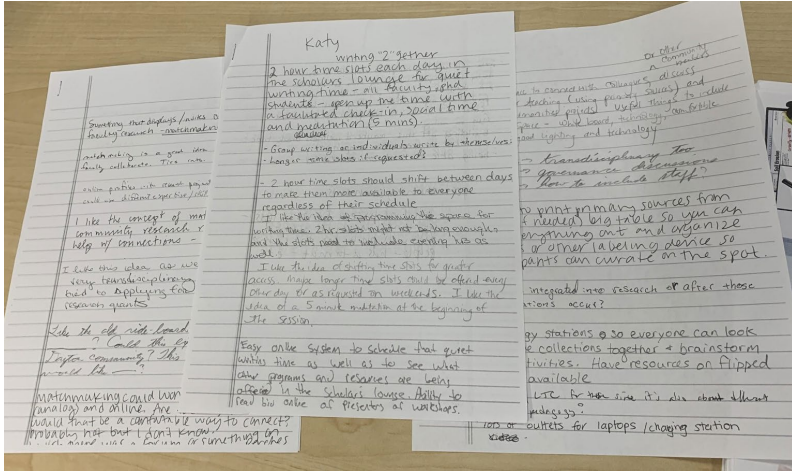
Space 2: Scholars' Commons

- Developed from Think Group brainstorm and university president's remarks about transdisciplinary scholarship, service, and teaching.



Programming Idea Chain

- Write a program, event or display idea at the top.
- Sheets will be passed to the right every two minutes until it has made its way all the way around.
- As you get an idea or question, add to it by writing (or drawing!) underneath.



Example: Writing “2” Gether

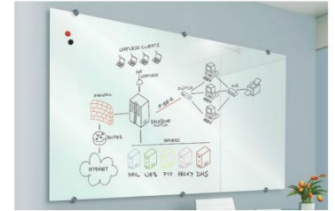
2-hour time slots for faculty writing, beginning with a guided meditation and ending with time to share out.

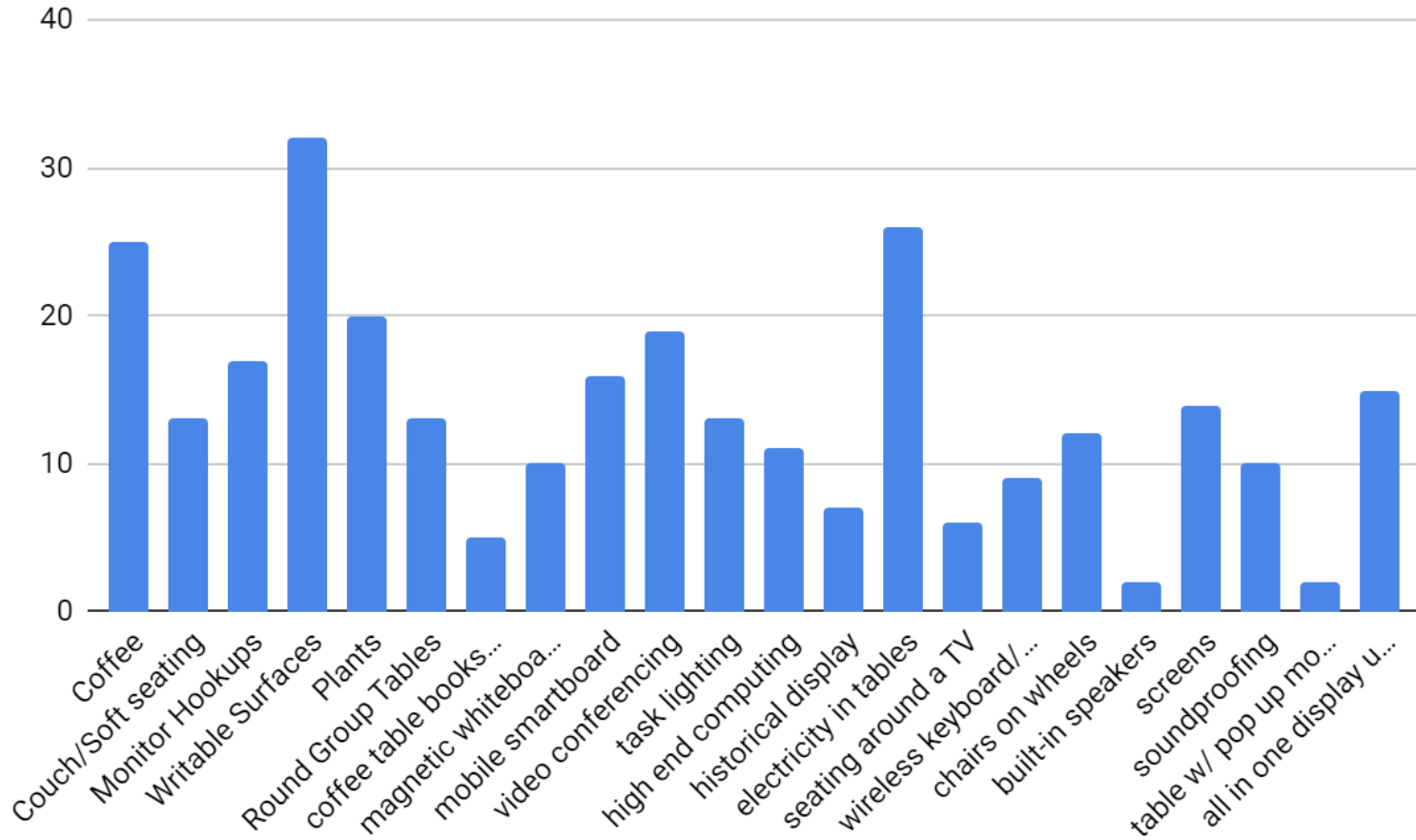
- “schedule it on different days at different times”
- “offer noise cancelling headphones in case others get chatty”
- “promote to new faculty and connect people in different disciplines”
- “oh, it would be like a workout class where you would know the schedule and get in the habit of going”



Host with the Most

- How might this space help you with your work as a faculty member or student?
- Focus primarily in the scholarship/research realm but we would like all ideas.
- Use the cardstock to show us the furniture and amenities that would support your idea(s).





Fall 2018 University Libraries Committee and Faculty Board

- How can this space support your teaching and/or service?
- What amenities would you like to see?
- How can this space solve any problems for you?
- What type of furniture would you like to see?



Scholars' Commons Today



Space 3: Dialogue Zone

go.udayton.edu/dialoguezone

Located in Roesch Library, the Dialogue Zone is an inter- and trans-disciplinary curricular and co-curricular initiative that brings together faculty, staff, students and community members in a common space, to engage in research, learning, and practice focused on facilitated dialogue as a primary method for understanding different social and cultural perspectives.



How did we get here?

2011, 2015, 2016: Various UD faculty/ staff undergo training in the University of Michigan model of intergroup dialogue

2017: Small group of UD faculty and staff attend the Intergroup Dialogue & Diversity Education Summer Institute at Hope College; form the Dialogue Zone working group upon return to campus

2017 to 2019: DZ group submits proposal for designated dialogue space as part of Roesch Library renovation plan. Dean of Libraries approves. Working group provides input for the design of the physical space while concurrently developing the programmatic aspects of the Dialogue Zone.



Connections to curriculum / co-curriculum

What are we already doing on campus around dialogue?

- inventory of activities
- identifying potential users of the space

What are other institutions doing around dialogue?

- created list of peer institutions with formal dialogue programs



Function → Form

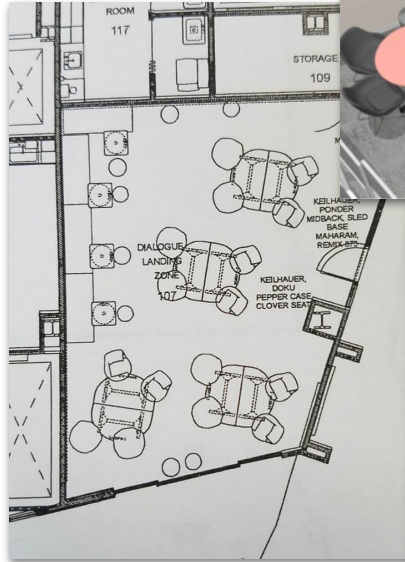
Program Design

- wide variety of activities
 - dialogue sessions around challenging topics
 - create a comfortable space
 - protect confidentiality
 - facilitator trainings
 - workshops on deepening dialogue skills
- distinct from classrooms & conference rooms

Space Design

- modular, flexible furniture
- variety of seating types
- roller shades for privacy
- multiple writing surfaces (markerboards, window walls, etc.)
- large monitor and laptop provided in the space
- distinct wall graphic





A Vision Realized



Strategy Mapping

- Question, problem, opportunity
- Audience
- Partners
- Feedback on tangible objects
- Collection and reporting
- Other uses for feedback



Conclusion and Q&A



Thank you!

Katy Kelly
kkelly2@udayton.edu

Ione Damasco
idamasco1@udayton.edu

